

(New Version) Real Exam Microsoft 70-467 Braindumps And PDF Questions Help 100 Percent Passing Exam (41-50)

Attention: These 70-467 Exam Questions Were Updated After 2014/10/1 With The Change Of New Microsoft Exam. 100 Percent Valid And 100 Percent Pass Ensure. Visit Our PassLeader Website And Get All Valid Exam Questions With PDF And VCE.



QUESTION 41 You are creating a Multidimensional Expressions (MDX) calculation for Projected Revenue in a cube. For Product A, Projected Revenue is defined as 150 percent of the Total Sales of the product. For all other products, Projected Revenue is defined as 110 percent of the Total Sales of the product. You need to calculate the Projected Revenue as efficiently as possible. Which calculation should you use? (More than one answer choice may achieve the goal. Select the BEST answer.)

- A. CREATE MEMBER CurrentCube AS CASE WHEN ([Product].[Product Name] = 'Product A') THEN [Measures].[Total Sales] * 1.5 ELSE [Measures].[Total Sales] * 1.1 END
- B. CREATE MEMBER CurrentCube AS [Measures].[Total Sales] SCOPE ([Product].[Product Name]) THIS = [Measures].[Total Sales] * 1.15 END SCOPE;
- C. CREATE MEMBER CurrentCube AS [Measures].[Total Sales] * 1.1 SCOPE ([Product].[Product Name] = 'Product A') THIS = [Measures].[Total Sales] * 1.5 END SCOPE;
- D. CREATE MEMBER CurrentCube AS [Measures].[Total Sales] SCOPE ([Product].[Product Name]) IF [Product].[Product Name] = 'Product A' THEN [Measures].[Total Sales] * 1.5 END IF; END SCOPE;

A. Option A B. Option B C. Option C D. Option D Answer: C

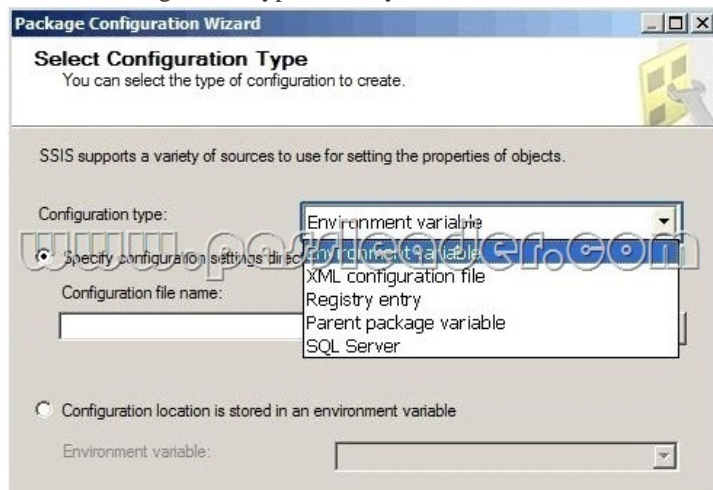
QUESTION 42 You are defining a named set by using Multidimensional Expressions (MDX) in a sales cube. The cube includes a Customer dimension that contains a Geography hierarchy and a Gender attribute hierarchy. You need to return only the female customers in the Geography hierarchy. Which set should you use? (More than one answer choice may achieve the goal. Select the BEST answer.)

- A. Exists
(
[Customer].[Customer Geography].[Customer Name].Members,
[Customer].[Gender].[Female]
)
- B. Generate
(
[Customer].[Gender].[Female],
[Customer].[Model Name].[Model Name].Members, ALL
)
- C. Filter
(
[Customer].[Customer Geography].[Customer Name].Members,
([Customer].[Gender].[Female], [Measures].[Sales Amount]) > 0
)
- D. CrossJoin
(
[Customer].[Customer Geography].[Customer Name].Members,
[Customer].[Gender].[Female]
)

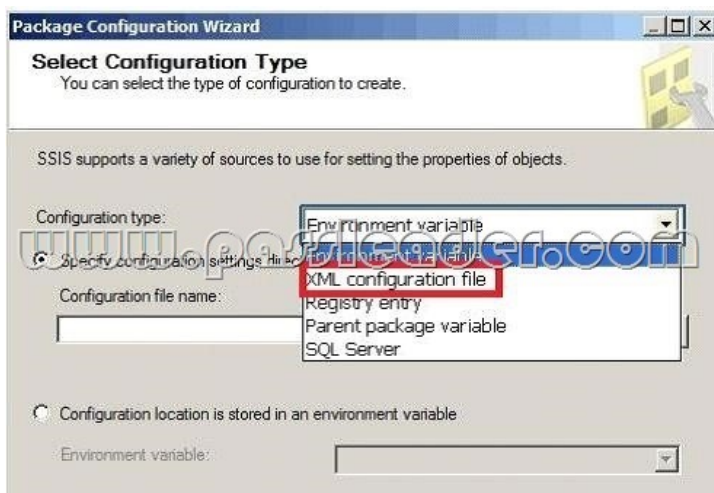
A. Option A B. Option B C. Option C D. Option D Answer: A

QUESTION 43 Hotspot Questions You are designing a SQL Server Integration Services (SSIS) package configuration strategy. The package configuration must meet the following requirements: - Include multiple properties in a configuration. - Force packages to load all settings in the configuration. - Support Encrypting File

System (EFS) formats. You need to select the appropriate configuration. Which configuration type should you use? To answer, select the appropriate option from the drop-down list in the dialog box.



Answer:



QUESTION 44 You are designing a SQL Server Integration Services (SSIS) solution that will load multiple Online Transactional Processing (OLTP) data sources into a SQL Server data mart. You have the following requirements: - Ensure that the process supports the creation of an exception report that details possible duplicate key values, null ratios within columns, and column-length distributions of values. - Ensure that users can generate the exception report in an XML format. - Use the minimum development effort. You need to design the SSIS solution to meet the requirements. What should you do? (More than one answer choice may achieve the goal. Select the BEST answer.) A. Use a Data Profiling task. Use a Data Flow task to extract the XML output of the Data Profiling task into a SQL Server table. Query the table to view the exceptions. B. Use Data Flow tasks to process the clean data. C. Use a Data Profiling task. Read the exceptions in Data Profile Viewer. D. Design a stored procedure that examines data for common dirty data patterns. Use an Execute SQL task. Answer: C

QUESTION 45 You are designing a SQL Server Integration Services (SSIS) solution. The solution will contain an SSIS project that includes several SSIS packages. Each SSIS package will define the same connection managers and variables. You have the following requirements: - The deployment model must support changing the content of connection strings by using parameters at execution time. - The deployment model must automatically log events to the SSISOB database. - Maximize performance at execution time. You need to design a solution that meets the requirements. What should you do? (More than one answer choice may achieve the goal. Select the BEST answer.) A. Use a project deployment model. Modify connection manager properties to use project parameters. B. Use a package deployment model. Save each SSIS package to a file share that can be accessed from all environments. C. Use a package deployment model. Configure connections in an XML configuration file referenced by an environment variable that corresponds to the SQL Server environment of each SSIS package. D. Use a project deployment model. Modify connection manager properties to use package parameters. Answer: A

Compare And Choose The Best **PassLeader** 70-467 Brain Dumps

 ↓ Banned By Microsoft Not Available	 ↓ 191 Q&As Price: \$99.99 Coupon Code -- CELEB	 ↓ 50 Q&As Price: \$124.99
--	--	--

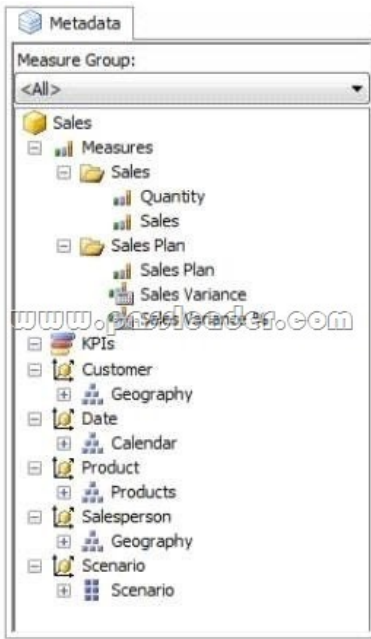
<http://www.passleader.com/70-467.html>] QUESTION 46 Drag and Drop Questions You are administering a SQL Server Analysis Services (SSAS) database on a server. The database hosts a financial cube based on a SQL Azure database. You need to grant read access to the financial cube for all users in the group USAPowerUsers. Which three actions should you perform in sequence? (To answer, move the appropriate actions from the list of actions to the answer area and arrange them in the correct order.)

- Add the **USA\PowerUsers** group to the role. Set the cube access for the role to **Read**.
- Add the **USA\PowerUsers** group to the role. Set the cube access for the role to **Select**.
- Add the group **USA\PowerUsers** as a SQL Server login to the server.
- In SQL Server Management Studio (SSMS), connect to the Database Engine instance on the server.
- Add the **USA\PowerUsers** group to the role. Set the cube access for the role to **Read and Process**.
- Create a new role for the database.
- In SQL Server Management Studio (SSMS), connect to the SSAS instance on the server.

Answer:

- In SQL Server Management Studio (SSMS), connect to the SSAS instance on the server.
- Create a new role for the database.
- Add the **USA\PowerUsers** group to the role. Set the cube access for the role to **Read**.
- Add the group **USA\PowerUsers** as a SQL Server login to the server.
- Add the **USA\PowerUsers** group to the role. Set the cube access for the role to **Read and Process**.
- Add the **USA\PowerUsers** group to the role. Set the cube access for the role to **Select**.
- In SQL Server Management Studio (SSMS), connect to the Database Engine instance on the server.

Case Study: 1 - Tailspin Toys Case A (QUESTION 47 - QUESTION 59) Background You are the business intelligence (BI) solutions architect for Tailspin Toys. You produce solutions by using SQL Server 2012 Business Intelligence edition and Microsoft SharePoint Server 2010 Service Pack 1 (SP1) Enterprise edition. Technical Background Extract, transform, load (ETL) processes populate the data warehouse every 24 hours. ETL Processes One SQL Server Integration Services (SSIS) package is designed and developed to populate each data warehouse table. The primary source of data is extracted from a SQL Azure database. Secondary data sources include a Microsoft Dynamics CRM 2011 on-premises database. ETL developers develop packages by using the SSIS project deployment model. The ETL developers are responsible for testing the packages and producing a deployment file. The deployment file is given to the ETL administrators. The ETL administrators belong to a Windows security group named SSISOwners that maps to a SQL Server login named SSISOwners. Data Models The IT department has developed and manages two SQL Server Analysis Services (SSAS) BI Semantic Model (BISM) projects: Sales Reporting and Sales Analysis. The Sales Reporting database has been developed as a tabular project. The Sales Analysis database has been developed as a multidimensional project. Business analysts use PowerPivot for Microsoft Excel to produce self-managed data models based directly on the data warehouse or the corporate data models, and publish the PowerPivot workbooks to a SharePoint site. The sole purpose of the Sales Reporting database is to support business user reporting and ad-hoc analysis by using Power View. The database is configured for DirectQuery mode and all model queries result in SSAS querying the data warehouse. The database is based on the entire data warehouse. The Sales Analysis database consists of a single SSAS cube named Sales. The Sales cube has been developed to support sales monitoring, analysts, and planning. The Sales cube metadata is shown in the following graphic.



Details of specific Sales cube dimensions are described in the following table.

Dimension	Hierarchies and levels	Additional information
Date	Calendar <ul style="list-style-type: none"> Year Quarter Month Date 	All attributes are hidden. The appropriate dimension and attribute properties have been configured.
Salesperson	Geography <ul style="list-style-type: none"> Country Region Salesperson 	Based on the DimSalesperson and DimSales tables. All attributes are hidden.
Scenario	Scenario (attribute hierarchy) <ul style="list-style-type: none"> Scenario 	Hierarchy: Scenario Current level: (All) <ul style="list-style-type: none"> All Budget Forecast

The Sales measure group is based on the FactSales table. The Sales Plan measure group is based on the FactSalesPlan table. The Sales Plan measure group has been configured with a multidimensional OLAP (MOLAP) writeback partition. Both measure groups use MOLAP partitions, and aggregation designs are assigned to all partitions. Because the volumes of data in the data warehouse are large, an incremental processing strategy has been implemented. The Sales Variance calculated member is computed by subtracting the Sales Plan forecast amount from Sales. The Sales Variance % calculated member is computed by dividing Sales Variance by Sales. The cube's Multidimensional Expressions (MDX) script does not set any color properties. Analysis and Reporting SQL Server Reporting Services (SSRS) has been configured in SharePoint integrated mode. A business analyst has created a PowerPivot workbook named Manufacturing Performance that integrates data from the data warehouse and manufacturing data from an operational database hosted in SQL Azure. The workbook has been published in a PowerPivot Gallery library in SharePoint Server and does not contain any reports. The analyst has scheduled daily data refresh from the SQL Azure database. Several SSRS reports are based on the PowerPivot workbook, and all reports are configured with a report execution mode to run on demand. Recently users have noticed that data in the PowerPivot workbooks published to SharePoint Server is not being refreshed. The SharePoint administrator has identified that the Secure Store Service target application used by the PowerPivot unattended data refresh account has been deleted. Business Requirements ETL Processes All ETL administrators must have full privileges to administer and monitor the SSIS catalog, and to import and manage projects. Data Models The budget and forecast values must never be accumulated when querying the Sales cube. Queries should return the forecast sales values by default. Business users have requested that a single field named SalespersonName be made available to report the full name of the salesperson in the Sales Reporting data model. Writeback is used to initialize the budget sales values for a future year and is based on a weighted allocation of the sales

achieved in the previous year. Analysis and Reporting Reports based on the Manufacturing Performance PowerPivot workbook must deliver data that is no more than one hour old. Management has requested a new report named Regional Sales. This report must be based on the Sales cube and must allow users to filter by a specific year and present a grid with every region on the columns and the Products hierarchy on the rows. The hierarchy must initially be collapsed and allow the user to drill down through the hierarchy to analyze sales. Additionally, sales values that are less than \$5000 must be highlighted in red. Technical Requirements Data Warehouse Business logic in the form of calculations should be defined in the data warehouse to ensure consistency and availability to all data modeling experiences. The schema design should remain as denormalized as possible and should not include unnecessary columns. The schema design must be extended to include the product dimension data. ETL Processes Package executions must log only data flow component phases and errors. Data Models Processing time for all data models must be minimized. A key performance indicator (KPI) must be added to the Sales cube to monitor sales performance. The KPI trend must use the Standard Arrow indicator to display improving, static, or deteriorating Sales Variance % values compared to the previous time period. Analysis and Reporting IT developers must create a library of SSRS reports based on the Sales Reporting database. A shared SSRS data source named Sales Reporting must be created in a SharePoint data connections library.

Data Warehouse Schema



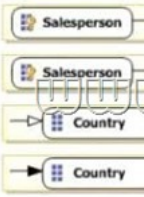
QUESTION 47 You need to fix the PowerPivot data refresh problem by using the least amount of administrative effort. What should you do? A. Use the PowerPivot Configuration Tool and select the Upgrade Features, Services, Applications and Solutions option. B. Use the PowerPivot Configuration Tool and select the Configure or Repair PowerPivot for SharePoint option. C. Reinstall SSAS in PowerPivot for SharePoint mode by using the SQL Server 2012 installation media. D. In SharePoint Central Administration, create a target application and configure the PowerPivot service application settings to use the target application. Answer: B

QUESTION 48 You need to grant appropriate permissions to the SSISOwners SQL Server login. What should you do? A. Map the login to the SSISDB database. Assign the user to the ssis_admin role. B. Map the login to the msdb database. Assign the user to the db_owner role. C. Map the login to the msdb database. Assign the user to the db_ssisadmin role. D. Map the login to the SSISDB database. Assign the user to the db_ssisadmin role. E. Map the login to the SSISDB database. Assign the user to the db_owner role. F. Map the login to the msdb database. Assign the user to the ssis_admin role. Answer: C

QUESTION 49 You need to configure the Scenario attribute to ensure that business users appropriately query the Sales Plan measure. What should you do? (Each correct answer presents part of the solution. Choose all that apply.) A. Set the AttributeHierarchyVisible property to False. B. Set the IsAggregatable property to False. C. Set the Usage property to Parent. D. set the DefaultMember property to the Forecast member. E. Set the AttributeHierarchyEnabled property to False. F. Set the RootMemberIf property to ParentIsMissing. Answer: CD

QUESTION 50 Drag and Drop Questions You need to configure the attribute relationship types for the Salesperson dimension. Which configuration should you use? To answer, drag the appropriate pair of attributes and attribute relationships from

the list to the correct location or locations in the answer area. (Answer choices may be used once, more than once, or not all.)



Answer:



Compare And Choose The Best **PassLeader** 70-467 Brain Dumps

Pass4sure	PL PassLeader® Leader of IT Certifications	TEST KING
Banned By Microsoft Not Available	191 Q&As Price: \$99.99 Coupon Code -- CELEB	50 Q&As Price: \$124.99

Click Here To Get The New Update And 100 Percent Valid & Pass 70-467 Exam Questions --
<http://www.passleader.com/70-467.html>]